

ESC USE ONLY

Substitute Aide

Date _____

Substitute Teacher

Name _____

Street Address _____

City, State, Zip Code _____

Phone No. _____

- Application received
- Employment Eligibility Verification Form received and verified (Verify with driver's license number and Social Security number)
- Copy of Social Security Card received
- Copy of Driver's License received
- New Hire Reporting Form received with employee information section filled in
- Statement Concerning Your Employment in a Job Not Covered By Social Security - received and signed
- Acceptable Use Policy - received and signed
- Fraud Form
- Tuberculosis High Risk Assessment form
- Copy of Teaching License Received
- Needs substitute license (Need to Apply online through ODE)
- BCI fingerprinting results received
- FBI fingerprinting results received



Mercer County Educational Service Center

441 East Market Street
Celina, Ohio 45822
Office: (419) 586-6628 Fax: (419) 586-3377
www.mercercountyesc.org

Shelly Vaughn
Superintendent

Kurt Wendel
Treasurer

TO: Substitute Aide Applicants

In order for your name to be included on our substitute aide list, we will need the following information:

- a copy of your Social Security card
- a copy of your driver's license

I have also enclosed the following forms:

Substitute Aide Application – Please fill out front and back of the application

Employment Eligibility Verification Form - Please fill out Section 1 (Employee Information and Verification) of this form and sign.

New Hire Reporting Form - Please fill out the employee information section. Do not fill in the date of hire.

Statement Concerning Your Employment in a Job Not Covered By Social Security – Please read, write in your name where it says "Employee Name", write in your Social Security number at "Employee ID #", sign at "Signature of Employee", and date.

Acceptable Use Policy – Please read and, on the back of the page, sign, print your name, and date.

Fraud-reporting Form – Please read, complete the form, and sign

Tuberculosis High Risk Assessment Form - Please Complete the form

Tax papers and Direct Deposit Forms – Please Complete and sign all forms

Every substitute applicant is required to be fingerprinted (BCI and FBI). This can be done at our office when the above information is returned to us. Please bring with you your driver's license and \$60 cash or money order made out to the Mercer County Educational Service Center.

All Substitute Aides are required to have an Aide License. The directions to do this is on the back of this letter. After you have worked for the ESC for 10 times the License fee will be refunded to you.

In order to return your paper work, please call 419-586-6628 to make an appointment with Sue Cook.

Celina Coldwater Fort Recovery Marion Local Parkway St. Henry Versailles

HOW TO APPLY FOR AN AIDE LICENSE WITH ODE

First, you will need:

- Driver's license or State ID
- Social Security Number
- ESC's IRN #: 048546
- Credit Card to pay for the new license or renewal

To create an Oh/ID account or to log in, go to: OHID.ohio.gov

- At this point you will either be able to create a new account or log into your account
- Creating a new account takes about 20 minutes or so, but very detailed directions are listed.

Follow the steps listed, and you will receive an email from ODE. Once you have received this email, you will need to log in with your user name and password that you created earlier.

"My Apps" screen will come up

Select Department of Education Profile set up

Select "Create Profile"

- Complete information for the create a profile

"Sign Up" status will pop up - follow the directions

Once you receive an email from ODE, it will ask you to click on the link below and enter the last 4 digits of your SS# and the email conference key number

You may have to login at this point again with your user name and password.

Now you will be on "My Apps" page. When you scroll down, click on App for Educator Licensure and Records (CORE).

If you don't already have one, you will need an educator's state ID number

- Click on "My Profile". If you are doing a renewal you will not need to do this step, only if you are a new applicant.

Then select go back to dashboard at top of screen.

Then you will see a section for my credentials.

Click on "apply for new credential" or "take action on existing credential"

Select aide license

Select 1 year

Apply

Then select effective date from drop down box

Select "start application process"

Then answer questions:

Ohio resident

Military service

Criminal History and Prior licensure discipline

Go to section "required application signatures"

For superintendent signature select find

Then type in ESC IRN #: 048546

Select find organization

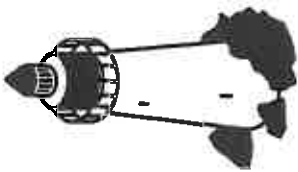
Select Mercer County ESC - then you should see the IRN # and Mercer County ESC in

The superintendent signature box.

Applicant signature: click on yes

Select pay and submit

Follow the pay and submit step by step directions.



MERCER COUNTY EDUCATIONAL SERVICE CENTER

**Serving The School Districts of: Fort Recovery Local, Marion Local, Parkway Local,
St. Henry Cons. Local, Celina City, Coldwater E.V.**

441 East Market Street, Celina, OH 45822
Phone: 419-586-6628 Fax: 419-586-3377

SUBSTITUTE AIDE APPLICATION

Please check the districts you would like to substitute in:

- | | |
|--|---------------------------------------|
| <input type="checkbox"/> Preschool | <input type="checkbox"/> Coldwater |
| <input type="checkbox"/> Celina | <input type="checkbox"/> Marion Local |
| <input type="checkbox"/> Fort Recovery | <input type="checkbox"/> St. Henry |
| <input type="checkbox"/> Parkway | |

First Name _____ M.I. _____ Last Name _____ Date _____
 Address _____ Phone _____

High School Attended: _____ (Name) _____ (City) _____ (State)

College or University: _____ Degree _____ Year Granted _____
 Undergraduate College _____

Please list below two references familiar with your work experience and personal character:

<u>Name</u>	<u>Address</u>	<u>Phone</u>
_____	_____	_____
_____	_____	_____

I certify that the information provided on this application is accurate and true to the best of my knowledge.

Applicant's Signature _____ Date _____

Applicants are considered for all positions without regard to sex, religion, color, age, national origin, size, handicap, race, ancestry, citizenship status, or status as a Vietnam era or special disabled veteran.

An Equal Opportunity Employer



Employment Eligibility Verification

Department of Homeland Security
U.S. Citizenship and Immigration Services

USCIS
Form I-9
OMB No. 1615-0047
Expires 03/31/2016

▶ START HERE. Read instructions carefully before completing this form. The instructions must be available during completion of this form.

ANTI-DISCRIMINATION NOTICE: It is illegal to discriminate against work-authorized individuals. Employers CANNOT specify which document(s) they will accept from an employee. The refusal to hire an individual because the documentation presented has a future expiration date may also constitute illegal discrimination.

Section 1. Employee Information and Attestation (Employees must complete and sign Section 1 of Form I-9 no later than the first day of employment, but not before accepting a job offer.)

Last Name (Family Name)		First Name (Given Name)		Middle Initial	Other Names Used (if any)		
Address (Street Number and Name)			Apt. Number	City or Town		State	Zip Code
Date of Birth (mm/dd/yyyy)	U.S. Social Security Number		E-mail Address			Telephone Number	


I am aware that federal law provides for imprisonment and/or fines for false statements or use of false documents in connection with the completion of this form.

I attest, under penalty of perjury, that I am (check one of the following):

- A citizen of the United States
- A noncitizen national of the United States (See instructions)
- A lawful permanent resident (Alien Registration Number/USCIS Number): _____
- An alien authorized to work until (expiration date, if applicable mm/dd/yyyy) _____. Some aliens may write "NA" in this field (See instructions)

For aliens authorized to work, provide your Alien Registration Number/USCIS Number OR Form I-94 Admission Number.

- 1. Alien Registration Number/USCIS Number: _____
- OR**
- 2. Form I-94 Admission Number: _____



If you obtained your admission number from CBP in connection with your arrival in the United States, include the following:

Foreign Passport Number: _____

Country of Issuance: _____

Some aliens may write "N/A" on the Foreign Passport Number and Country of Issuance fields. (See instructions)

Signature of Employee:	Date (mm/dd/yyyy):
------------------------	--------------------

Preparer and/or Translator Certification (To be completed and signed if Section 1 is prepared by a person other than the employee.)

I attest, under penalty of perjury, that I have assisted in the completion of this form and that to the best of my knowledge the information is true and correct.

Signature of Preparer or Translator:		Date (mm/dd/yyyy):		
Last Name (Family Name)		First Name (Given Name)		
Address (Street Number and Name)		City or Town	State	Zip Code

STOP *Employer Completes Next Page* STOP

Section 2. Employer or Authorized Representative Review and Verification

(Employers or their authorized representative must complete and sign Section 2 within 3 business days of the employee's first day of employment. You must physically examine one document from List A OR examine a combination of one document from List B and one document from List C as listed on the "Lists of Acceptable Documents" on the next page of this form. For each document you review, record the following information: document title, issuing authority, document number, and expiration date, if any.)

Employee Last Name, First Name and Middle Initial from Section 1:

List A Identity and Employment Authorization	OR	List B Identity	AND	List C Employment Authorization
Document Title:		Document Title:		Document Title:
Issuing Authority:		Issuing Authority:		Issuing Authority:
Document Number:		Document Number:		Document Number:
Expiration Date (if any)(mm/dd/yyyy):		Expiration Date (if any)(mm/dd/yyyy):		Expiration Date (if any)(mm/dd/yyyy):
Document Title:				
Issuing Authority:				
Document Number:				
Expiration Date (if any)(mm/dd/yyyy):				
Document Title:				
Issuing Authority:				
Document Number:				
Expiration Date (if any)(mm/dd/yyyy):				

**3-D Barcode
Do Not Write in This Space**

Certification

I attest, under penalty of perjury, that (1) I have examined the document(s) presented by the above-named employee, (2) the above-listed document(s) appear to be genuine and to relate to the employee named, and (3) to the best of my knowledge the employee is authorized to work in the United States.

The employee's first day of employment (mm/dd/yyyy): _____ (See instructions for exemptions.)

Signature of Employer or Authorized Representative		Date (mm/dd/yyyy)	Title of Employer or Authorized Representative Superintendent	
Last Name (Family Name) Vaughn	First Name (Given Name) Shelly	Employer's Business or Organization Name Mercer County Educational Service Ct		
Employer's Business or Organization Address (Street Number and Name) 441 E. Market St.		City or Town Celina	State OH	Zip Code 45822

Section 3. Reverification and Rehires (To be completed and signed by employer or authorized representative.)

A. New Name (if applicable) Last Name (Family Name) First Name (Given Name) Middle Initial	B. Date of Rehire (if applicable) (mm/dd/yyyy):
--	---

C. If employee's previous grant of employment authorization has expired, provide the information for the document from List A or List C the employee presented that establishes current employment authorization in the space provided below.

Document Title:	Document Number:	Expiration Date (if any)(mm/dd/yyyy):
-----------------	------------------	---------------------------------------

I attest, under penalty of perjury, that to the best of my knowledge this employee is authorized to work in the United States, and if the employee presented document(s), the document(s) I have examined appear to be genuine and to relate to the individual.

Signature of Employer or Authorized Representative:	Date (mm/dd/yyyy):	Print Name of Employer or Authorized Representative:
---	--------------------	--

Ohio New Hire Reporting

Ohio Revised Code section 3121.89 to 3121.8910 requires all Ohio employers, both public and private, to report all contractors and newly hired, rehired, or returning to work employees to the state of Ohio within 20 days of the contract, hire, or rehire date. Information about new hire reporting and online reporting is available on our website: www.oh-newhire.com

Send completed forms to:
 Ohio New Hire Reporting Center
 PO Box 15309
 Columbus, OH 43215-0309
 Fax: (614) 221-7088 or toll-free fax (888) 872-1611

To ensure the highest level of accuracy, please print neatly in capital letters and avoid contact with the edges of the boxes. The following will serve as an example:

A	B	C
---	---	---

1	2	3
---	---	---

EMPLOYER INFORMATION

Federal Employer ID Number (FEIN) *(Please use the same FEIN as the listed employee's quarterly wages will be reported under):*

3	4	1	3	2	6	1	4	2													
---	---	---	---	---	---	---	---	---	--	--	--	--	--	--	--	--	--	--	--	--	--

Employer Name:

M	E	R	C	E	R		C	O	U	N	T	Y		E	S	C						
---	---	---	---	---	---	--	---	---	---	---	---	---	--	---	---	---	--	--	--	--	--	--

Employer Address *(Please indicate the address where the Income Withholding Orders should be sent).*

4	4	1		E	A	S	T		M	A	R	K	E	T		S	T	R	E	E	T	
---	---	---	--	---	---	---	---	--	---	---	---	---	---	---	--	---	---	---	---	---	---	--

Employer City:

C	E	L	I	N	A																	
---	---	---	---	---	---	--	--	--	--	--	--	--	--	--	--	--	--	--	--	--	--	--

Employer State: Zip Code (5 digit):

Employer Phone (optional): Extension: Employer Fax (optional):

Email:

EMPLOYEE OR CONTRACTOR INFORMATION

Social Security Number (SSN)

(Check here if using FEIN for the Contractor)

First Name: State of Hire:

Middle Initial:

Last Name:

Address:

City: State: Zip Code (5 digit):

Date of Hire: Date of Birth:

Is this a Contractor?
 Yes No

Date payments will begin for Contractor: Length of time the Contractor will be performing services: months

**Statement Concerning Your Employment in a Job
Not Covered by Social Security**

Employee Name _____ **Employee ID#** _____
Employer Name Mercer County ESC **Employer ID#** 34-1326142

Your earnings from this job are not covered under Social Security. When you retire, or if you become disabled, you may receive a pension based on earnings from this job. If you do, and you are also entitled to a benefit from Social Security based on either your own work or the work of your husband or wife, or former husband or wife, your pension may affect the amount of the Social Security benefit you receive. Your Medicare benefits, however, will not be affected. Under the Social Security law, there are two ways your Social Security benefit amount may be affected.

Windfall Elimination Provision

Under the Windfall Elimination Provision, your Social Security retirement or disability benefit is figured using a modified formula when you are also entitled to a pension from a job where you did not pay Social Security tax. As a result, you will receive a lower Social Security benefit than if you were not entitled to a pension from this job. For example, if you are age 62 in 2013, the maximum monthly reduction in your Social Security benefit as a result of this provision is \$395.50. This amount is updated annually. This provision reduces, but does not totally eliminate, your Social Security benefit. For additional information, please refer to Social Security Publication, "Windfall Elimination Provision."

Government Pension Offset Provision

Under the Government Pension Offset Provision, any Social Security spouse or widow(er) benefit to which you become entitled will be offset if you also receive a Federal, State or local government pension based on work where you did not pay Social Security tax. The offset reduces the amount of your Social Security spouse or widow(er) benefit by two-thirds of the amount of your pension.

For example, if you get a monthly pension of \$600 based on earnings that are not covered under Social Security, two-thirds of that amount, \$400, is used to offset your Social Security spouse or widow(er) benefit. If you are eligible for a \$500 widow(er) benefit, you will receive \$100 per month from Social Security (\$500 - \$400=\$100). Even if your pension is high enough to totally offset your spouse or widow(er) Social Security benefit, you are still eligible for Medicare at age 65. For additional information, please refer to Social Security Publication, "Government Pension Offset."

For More Information

Social Security publications and additional information, including information about exceptions to each provision, are available at www.socialsecurity.gov. You may also call toll free 1-800-772-1213, or for the deaf or hard of hearing call the TTY number 1-800-325-0778, or contact your local Social Security office.

I certify that I have received Form SSA-1945 that contains information about the possible effects of the Windfall Elimination Provision and the Government Pension Offset Provision on my potential future Social Security Benefits.

Signature of Employee _____ **Date** _____

Information about Social Security Form SSA-1945 Statement Concerning Your Employment in a Job Not Covered by Social Security

New legislation [Section 419(c) of Public Law 108-203, the Social Security Protection Act of 2004] requires State and local government employers to provide a statement to employees hired January 1, 2005 or later in a job not covered under Social Security. The statement explains how a pension from that job could affect future Social Security benefits to which they may become entitled.

Form SSA-1945, **Statement Concerning Your Employment in a Job Not Covered by Social Security**, is the document that employers should use to meet the requirements of the law. The SSA-1945 explains the potential effects of two provisions in the Social Security law for workers who also receive a pension based on their work in a job not covered by Social Security. The Windfall Elimination Provision can affect the amount of a worker's Social Security retirement or disability benefit. The Government Pension Offset Provision can affect a Social Security benefit received as a spouse, surviving spouse, or an ex-spouse.

Employers must:

- Give the statement to the employee prior to the start of employment;
- Get the employee's signature on the form; and
- Submit a copy of the signed form to the pension paying agency.

Social Security will not be setting any additional guidelines for the use of this form.

Copies of the SSA-1945 are available online at the Social Security website, www.socialsecurity.gov/online/ssa-1945.pdf. Paper copies can be requested by email at ofsm.oswm.rqct.orders@ssa.gov or by fax at 410-965-2037. The request must include the name, complete address and telephone number of the employer. Forms will not be sent to a post office box. Also, if appropriate, include the name of the person to whom the forms are to be delivered. The forms are available in packages of 25. Please refer to Inventory Control Number (ICN) 276950 when ordering.

NETWORK PRIVACY AND ACCEPTABLE USE POLICY FOR SUBSTITUTE TEACHERS/AIDES

It is the intention of the Mercer County Educational Service Center's Board of Education to protect the privacy of substitute teachers/aides who use the school computers, computer network, and electronic messaging systems to the maximum extent possible given the operational and security needs of the District. The purpose of this policy is to identify the limitations on this privacy and the general restrictions applying to the use of computers and electronic messaging systems of the District.

Acceptable and Unacceptable Uses

The computers, computer network and messaging systems of the School District are intended for educational uses and work-related communications. Incidental use of the e-mail and voice mail systems by staff members for personal communications is permitted as long as such communications are limited in number, are initiated during non-work periods, and do not interfere with the primary intended uses of the system.

The following are uses which are unacceptable under any circumstances:

- the transmission of any language or images which are of a graphic sexual nature
- the transmission of jokes, pictures, or other materials which are obscene, lewd, vulgar, or disparaging of persons based on their race, color, sex, age, religion, national origin, or sexual orientation
- the transmission of messages or any other content which would be perceived by a reasonable person to be harassing or threatening
- uses that constitute defamation (libel or slander)
- uses that violate copyright laws
- uses that attempt to gain unauthorized access to another computer system or to impair the operation of another computer system (for example, the transmission of a computer virus or an excessively large e-mail attachment)
- any commercial or profit-making activities
- any fundraising activities, unless specifically authorized by an administrator

Security and Integrity

Substitute teachers/aides shall not take any action which would compromise the security of any computer, network or messaging system. This would include the unauthorized release or sharing of passwords and the intentional disabling of any security features of the system.

Substitute teachers/aides shall not take any actions which may adversely affect the integrity, functionality, or reliability of any computer (for example, the installation of hardware or software not authorized by the System Administrator).

Substitute teachers/aides shall report to the System Administrator or a School District administrator any actions by students which would violate the security or integrity of any computer, network or messaging system whenever such actions become known to them in the normal course of their work duties. This shall not be construed as creating any liability for staff members for the computer-related misconduct of students.

Right of Access

Although the Board of Education respects the natural desire of all persons for privacy in their personal communications, and will attempt to preserve this privacy whenever possible, the operational and security needs of the District's computer network and messaging systems require that full access be available at all times. The School District therefore reserves the right to access and inspect any computer, device, or electronic media within its systems and any data, information, or messages which may be contained therein. All such data, information, and messages are the property of the School District and substitute teachers/aides should have no expectation that any messages sent or received on the School District's systems will always remain private.

AGREEMENT

I have read the "Network Privacy and Acceptable Use Policy for Substitute Teachers/Aides" relating to substitute teachers/aides use of the computers, computer networks, and electronic messaging systems of the School District.

I would like to be given access to the School District's computer network and any electronic messaging systems. I understand that such access is a privilege which may be withdrawn in the event of non-compliance with the above Policy.

I agree to comply with the "Network Privacy and Acceptable Use Policy for Substitute Teachers/Aides" and understand that access to the network and messaging systems is a privilege which may be withdrawn in the event of noncompliance with the above Policy.

Substitute Teacher/Aide Signature

PLEASE PRINT: _____

Date above signed: _____

ORC 117.103(B)(1)

The Auditor of the State of Ohio has established a reporting system whereby public employees can file complaints of fraud and misuse of public funds by public offices or officials. The system allows all Ohio citizens, including public employees, the opportunity to make anonymous complaints through a toll-free number, the Auditor of State's website or through United States mail. The contact information of the Auditor of State for fraud reporting is:

Telephone: 1-866-FRAUD OH (1-866-972-8364)
Web: www.ohioauditor.gov
U.S. Mail: Ohio Auditor of State's Office
Special Investigations Unit
88 East Broad Street
P.O. Box 1140
Columbus, Ohio 43215

Employees who file a complaint with the new fraud-reporting system receive some protections under Section 124.341 of the Revised Code. If a classified or unclassified employee becomes aware of a situation and reports it to the Auditor of State's fraud-reporting system, the employee is protected against certain retaliatory or disciplinary actions. If retaliatory or disciplinary action is taken against the employee, the employee has the right to appeal with the State Personnel Board of Review.

Acknowledgement of receipt of Auditor of State fraud-reporting system information

Pursuant to Ohio Revised Code 117.103(B)(1), a public office shall provide information about the Ohio fraud-reporting system and the means of reporting fraud to each new employee upon employment with the public office. Each new employee has thirty (30) days after beginning employment to confirm receipt of this information.

By signing below you are acknowledging Mercer County Educational Service Center provided you information about the fraud-reporting system as described in Section 117.103(A) of the Revised Code, and that you read and understand the information provided. You are also acknowledging you have received and read the information regarding Section 124.341 of the Revised Code and the protections you are provided as a classified or unclassified employee if you use the before-mentioned fraud-reporting system.

I have read the information provided by my employer regarding the fraud-reporting system operated by the Ohio Auditor of State's office. I further state that the undersigned signature acknowledges receipt of this information.

PRINT NAME, TITLE, AND DEPARTMENT

PLEASE SIGN NAME

DATE



**MERCER COUNTY
CELINA CITY**
Health Department
PREVENT • PROMOTE • PROTECT



Mercer County Health Department
Tuberculosis High Risk Assessment Form

Name _____ Birthdate _____
 Address _____ Age _____
 Telephone _____ Race _____ Allergies _____
 Place of Employment _____

Please Circle Yes or No if any apply to you

Have you been in close contact with someone who has TB?	Yes	No
Have you been in contact with someone with a positive skin test?	Yes	No
Have you ever taken TB medication?	Yes	No
Ever had a BCG vaccination	Yes	No
Are you taking any Medications? _____	Yes	No

Please Circle Yes or No if any of these illnesses apply to you

Diabetes	Yes	No
Cancer	Yes	No
Hepatitis	Yes	No
Permanent Kidney Damage	Yes	No
Liver Disease	Yes	No
Heavy use of Alcohol or Drugs	Yes	No
Pregnant	Yes	No
HIV Infection	Yes	No
Surgical Removal of part of stomach or intestines	Yes	No



MERCER COUNTY CELINA CITY

Health Department



PREVENT • PROMOTE • PROTECT

Present Symptoms Please Circle Yes or No if any apply to you

Fatigue	Yes	No	Fever	Yes	No
Loss of Appetite	Yes	No	Cough	Yes	No
Weight Loss	Yes	No	Bloody Sputum	Yes	No
Chest Pain	Yes	No	Chills	Yes	No
Stomach upset	Yes	No	Shortness of Breath	Yes	No
Night sweats	Yes	No	Hoarseness	Yes	No

Notes:

Employee's Withholding Certificate

Department of the Treasury
Internal Revenue Service

▶ **Complete Form W-4 so that your employer can withhold the correct federal income tax from your pay.**
▶ **Give Form W-4 to your employer.**
▶ **Your withholding is subject to review by the IRS.**

2020

Step 1: Enter Personal Information	(a) First name and middle initial	Last name	(b) Social security number
	Address		
	City or town, state, and ZIP code		▶ Does your name match the name on your social security card? If not, to ensure you get credit for your earnings, contact SSA at 800-772-1213 or go to www.ssa.gov .
	(c) <input type="checkbox"/> Single or Married filing separately <input type="checkbox"/> Married filing jointly (or Qualifying widow(er)) <input type="checkbox"/> Head of household (Check only if you're unmarried and pay more than half the costs of keeping up a home for yourself and a qualifying individual.)		

Complete Steps 2-4 ONLY if they apply to you; otherwise, skip to Step 5. See page 2 for more information on each step, who can claim exemption from withholding, when to use the online estimator, and privacy.

Step 2:
Multiple Jobs or Spouse Works

Complete this step if you (1) hold more than one job at a time, or (2) are married filing jointly and your spouse also works. The correct amount of withholding depends on income earned from all of these jobs.

Do **only one** of the following.

- (a) Use the estimator at www.irs.gov/W4App for most accurate withholding for this step (and Steps 3-4); or
- (b) Use the Multiple Jobs Worksheet on page 3 and enter the result in Step 4(c) below for roughly accurate withholding; or
- (c) If there are only two jobs total, you may check this box. Do the same on Form W-4 for the other job. This option is accurate for jobs with similar pay; otherwise, more tax than necessary may be withheld ▶

TIP: To be accurate, submit a 2020 Form W-4 for all other jobs. If you (or your spouse) have self-employment income, including as an independent contractor, use the estimator.

Complete Steps 3-4(b) on Form W-4 for only ONE of these jobs. Leave those steps blank for the other jobs. (Your withholding will be most accurate if you complete Steps 3-4(b) on the Form W-4 for the highest paying job.)

Step 3: Claim Dependents	If your income will be \$200,000 or less (\$400,000 or less if married filing jointly):		
	Multiply the number of qualifying children under age 17 by \$2,000 ▶ \$		
	Multiply the number of other dependents by \$500 ▶ \$		
	Add the amounts above and enter the total here	3	\$
Step 4 (optional): Other Adjustments	(a) Other income (not from jobs). If you want tax withheld for other income you expect this year that won't have withholding, enter the amount of other income here. This may include interest, dividends, and retirement income	4(a)	\$
	(b) Deductions. If you expect to claim deductions other than the standard deduction and want to reduce your withholding, use the Deductions Worksheet on page 3 and enter the result here	4(b)	\$
	(c) Extra withholding. Enter any additional tax you want withheld each pay period	4(c)	\$

Step 5:
Sign Here

Under penalties of perjury, I declare that this certificate, to the best of my knowledge and belief, is true, correct, and complete.

▶ Employee's signature (This form is not valid unless you sign it.) ▶ Date

Employers Only	Employer's name and address	First date of employment	Employer identification number (EIN)

General Instructions

Future Developments

For the latest information about developments related to Form W-4, such as legislation enacted after it was published, go to www.irs.gov/FormW4.

Purpose of Form

Complete Form W-4 so that your employer can withhold the correct federal income tax from your pay. If too little is withheld, you will generally owe tax when you file your tax return and may owe a penalty. If too much is withheld, you will generally be due a refund. Complete a new Form W-4 when changes to your personal or financial situation would change the entries on the form. For more information on withholding and when you must furnish a new Form W-4, see Pub. 505.

Exemption from withholding. You may claim exemption from withholding for 2020 if you meet both of the following conditions: you had no federal income tax liability in 2019 and you expect to have no federal income tax liability in 2020. You had no federal income tax liability in 2019 if (1) your total tax on line 16 on your 2019 Form 1040 or 1040-SR is zero (or less than the sum of lines 18a, 18b, and 18c), or (2) you were not required to file a return because your income was below the filing threshold for your correct filing status. If you claim exemption, you will have no income tax withheld from your paycheck and may owe taxes and penalties when you file your 2020 tax return. To claim exemption from withholding, certify that you meet both of the conditions above by writing "Exempt" on Form W-4 in the space below Step 4(c). Then, complete Steps 1(a), 1(b), and 5. Do not complete any other steps. You will need to submit a new Form W-4 by February 16, 2021.

Your privacy. If you prefer to limit information provided in Steps 2 through 4, use the online estimator, which will also increase accuracy.

As an alternative to the estimator: if you have concerns with Step 2(c), you may choose Step 2(b); if you have concerns with Step 4(a), you may enter an additional amount you want withheld per pay period in Step 4(c). If this is the only job in your household, you may instead check the box in Step 2(c), which will increase your withholding and significantly reduce your paycheck (often by thousands of dollars over the year).

When to use the estimator. Consider using the estimator at www.irs.gov/W4App if you:

1. Expect to work only part of the year;
2. Have dividend or capital gain income, or are subject to additional taxes, such as the additional Medicare tax;
3. Have self-employment income (see below); or
4. Prefer the most accurate withholding for multiple job situations.

Self-employment. Generally, you will owe both income and self-employment taxes on any self-employment income you receive separate from the wages you receive as an employee. If you want to pay these taxes through withholding from your wages, use the estimator at www.irs.gov/W4App to figure the amount to have withheld.

Nonresident alien. If you're a nonresident alien, see Notice 1392, Supplemental Form W-4 Instructions for Nonresident Aliens, before completing this form.

Specific Instructions

Step 1(c). Check your anticipated filing status. This will determine the standard deduction and tax rates used to compute your withholding.

Step 2. Use this step if you (1) have more than one job at the same time, or (2) are married filing jointly and you and your spouse both work.

Option (a) most accurately calculates the additional tax you need to have withheld, while option (b) does so with a little less accuracy.

If you (and your spouse) have a total of only two jobs, you may instead check the box in option (c). The box must also be checked on the Form W-4 for the other job. If the box is checked, the standard deduction and tax brackets will be cut in half for each job to calculate withholding. This option is roughly accurate for jobs with similar pay; otherwise, more tax than necessary may be withheld, and this extra amount will be larger the greater the difference in pay is between the two jobs.



Multiple jobs. Complete Steps 3 through 4(b) on only one Form W-4. Withholding will be most accurate if you do this on the Form W-4 for the highest paying job.

Step 3. Step 3 of Form W-4 provides instructions for determining the amount of the child tax credit and the credit for other dependents that you may be able to claim when you file your tax return. To qualify for the child tax credit, the child must be under age 17 as of December 31, must be your dependent who generally lives with you for more than half the year, and must have the required social security number. You may be able to claim a credit for other dependents for whom a child tax credit can't be claimed, such as an older child or a qualifying relative. For additional eligibility requirements for these credits, see Pub. 972, Child Tax Credit and Credit for Other Dependents. You can also include other tax credits in this step, such as education tax credits and the foreign tax credit. To do so, add an estimate of the amount for the year to your credits for dependents and enter the total amount in Step 3. Including these credits will increase your paycheck and reduce the amount of any refund you may receive when you file your tax return.

Step 4 (optional).

Step 4(a). Enter in this step the total of your other estimated income for the year, if any. You shouldn't include income from any jobs or self-employment. If you complete Step 4(a), you likely won't have to make estimated tax payments for that income. If you prefer to pay estimated tax rather than having tax on other income withheld from your paycheck, see Form 1040-ES, Estimated Tax for Individuals.

Step 4(b). Enter in this step the amount from the Deductions Worksheet, line 5, if you expect to claim deductions other than the basic standard deduction on your 2020 tax return and want to reduce your withholding to account for these deductions. This includes both itemized deductions and other deductions such as for student loan interest and IRAs.

Step 4(c). Enter in this step any additional tax you want withheld from your pay each pay period, including any amounts from the Multiple Jobs Worksheet, line 4. Entering an amount here will reduce your paycheck and will either increase your refund or reduce any amount of tax that you owe.

Step 2(b) - Multiple Jobs Worksheet (Keep for your records.)



If you choose the option in Step 2(b) on Form W-4, complete this worksheet (which calculates the total extra tax for all jobs) on only ONE Form W-4. Withholding will be most accurate if you complete the worksheet and enter the result on the Form W-4 for the highest paying job.

Note: If more than one job has annual wages of more than \$120,000 or there are more than three jobs, see Pub. 505 for additional tables; or, you can use the online withholding estimator at www.irs.gov/W4App.

- 1 Two jobs. If you have two jobs or you're married filing jointly and you and your spouse each have one job, find the amount from the appropriate table on page 4. Using the "Higher Paying Job" row and the "Lower Paying Job" column, find the value at the intersection of the two household salaries and enter that value on line 1. Then, skip to line 3. 1 \$
2 Three jobs. If you and/or your spouse have three jobs at the same time, complete lines 2a, 2b, and 2c below. Otherwise, skip to line 3.
a Find the amount from the appropriate table on page 4 using the annual wages from the highest paying job in the "Higher Paying Job" row and the annual wages for your next highest paying job in the "Lower Paying Job" column. Find the value at the intersection of the two household salaries and enter that value on line 2a. 2a \$
b Add the annual wages of the two highest paying jobs from line 2a together and use the total as the wages in the "Higher Paying Job" row and use the annual wages for your third job in the "Lower Paying Job" column to find the amount from the appropriate table on page 4 and enter this amount on line 2b. 2b \$
c Add the amounts from lines 2a and 2b and enter the result on line 2c. 2c \$
3 Enter the number of pay periods per year for the highest paying job. For example, if that job pays weekly, enter 52; if it pays every other week, enter 26; if it pays monthly, enter 12, etc. 3
4 Divide the annual amount on line 1 or line 2c by the number of pay periods on line 3. Enter this amount here and in Step 4(c) of Form W-4 for the highest paying job (along with any other additional amount you want withheld). 4 \$

Step 4(b) - Deductions Worksheet (Keep for your records.)



- 1 Enter an estimate of your 2020 itemized deductions (from Schedule A (Form 1040 or 1040-SR)). Such deductions may include qualifying home mortgage interest, charitable contributions, state and local taxes (up to \$10,000), and medical expenses in excess of 7.5% of your income. 1 \$
2 Enter: { \$24,800 if you're married filing jointly or qualifying widow(er); \$18,650 if you're head of household; \$12,400 if you're single or married filing separately } 2 \$
3 If line 1 is greater than line 2, subtract line 2 from line 1. If line 2 is greater than line 1, enter "-0-" 3 \$
4 Enter an estimate of your student loan interest, deductible IRA contributions, and certain other adjustments (from Part II of Schedule 1 (Form 1040 or 1040-SR)). See Pub. 505 for more information. 4 \$
5 Add lines 3 and 4. Enter the result here and in Step 4(b) of Form W-4. 5 \$

Privacy Act and Paperwork Reduction Act Notice. We ask for the information on this form to carry out the Internal Revenue laws of the United States. Internal Revenue Code sections 3402(f)(2) and 6109 and their regulations require you to provide this information; your employer uses it to determine your federal income tax withholding. Failure to provide a properly completed form will result in your being treated as a single person with no other entries on the form; providing fraudulent information may subject you to penalties. Routine uses of this information include giving it to the Department of Justice for civil and criminal litigation; to cities, states, the District of Columbia, and U.S. commonwealths and possessions for use in administering their tax laws; and to the Department of Health and Human Services for use in the National Directory of New Hires. We may also disclose this information to other countries under a tax treaty, to federal and state agencies to enforce federal nontax criminal laws, or to federal law enforcement and intelligence agencies to combat terrorism.

You are not required to provide the information requested on a form that is subject to the Paperwork Reduction Act unless the form displays a valid OMB control number. Books or records relating to a form or its instructions must be retained as long as their contents may become material in the administration of any Internal Revenue law. Generally, tax returns and return information are confidential, as required by Code section 6103.

The average time and expenses required to complete and file this form will vary depending on individual circumstances. For estimated averages, see the instructions for your income tax return.

If you have suggestions for making this form simpler, we would be happy to hear from you. See the instructions for your income tax return.

Married Filing Jointly or Qualifying Widow(er)

Higher Paying Job Annual Taxable Wage & Salary	Lower Paying Job Annual Taxable Wage & Salary											
	\$0 - 9,999	\$10,000 - 19,999	\$20,000 - 29,999	\$30,000 - 39,999	\$40,000 - 49,999	\$50,000 - 59,999	\$60,000 - 69,999	\$70,000 - 79,999	\$80,000 - 89,999	\$90,000 - 99,999	\$100,000 - 109,999	\$110,000 - 120,000
\$0 - 9,999	\$0	\$220	\$850	\$900	\$1,020	\$1,020	\$1,020	\$1,020	\$1,020	\$1,210	\$1,870	\$1,870
\$10,000 - 19,999	220	1,220	1,900	2,100	2,220	2,220	2,220	2,220	2,410	3,410	4,070	4,070
\$20,000 - 29,999	850	1,900	2,730	2,930	3,050	3,050	3,050	3,240	4,240	5,240	5,900	5,900
\$30,000 - 39,999	900	2,100	2,930	3,130	3,250	3,250	3,440	4,440	5,440	6,440	7,100	7,100
\$40,000 - 49,999	1,020	2,220	3,050	3,250	3,370	3,570	4,570	5,570	6,570	7,570	8,220	8,220
\$50,000 - 59,999	1,020	2,220	3,050	3,250	3,570	4,570	5,570	6,570	7,570	8,570	9,220	9,220
\$60,000 - 69,999	1,020	2,220	3,050	3,440	4,570	5,570	6,570	7,570	8,570	9,570	10,220	10,220
\$70,000 - 79,999	1,020	2,220	3,240	4,440	5,570	6,570	7,570	8,570	9,570	10,570	11,220	11,240
\$80,000 - 99,999	1,060	3,260	5,090	6,290	7,420	8,420	9,420	10,420	11,420	12,420	13,260	13,460
\$100,000 - 149,999	1,870	4,070	5,900	7,100	8,220	9,320	10,520	11,720	12,920	14,120	14,980	15,180
\$150,000 - 239,999	2,040	4,440	6,470	7,870	9,190	10,390	11,590	12,790	13,990	15,190	16,050	16,250
\$240,000 - 259,999	2,040	4,440	6,470	7,870	9,190	10,390	11,590	12,790	13,990	15,520	17,170	18,170
\$260,000 - 279,999	2,040	4,440	6,470	7,870	9,190	10,390	11,590	13,120	15,120	17,120	18,770	19,770
\$280,000 - 299,999	2,040	4,440	6,470	7,870	9,190	10,720	12,720	14,720	16,720	18,720	20,370	21,370
\$300,000 - 319,999	2,040	4,440	6,470	8,200	10,320	12,320	14,320	16,320	18,320	20,320	21,970	22,970
\$320,000 - 364,999	2,720	5,920	8,750	10,950	13,070	15,070	17,070	19,070	21,290	23,590	25,540	26,840
\$365,000 - 524,999	2,970	6,470	9,600	12,100	14,530	16,830	19,130	21,430	23,730	26,030	27,980	29,280
\$525,000 and over	3,140	6,840	10,170	12,870	15,500	18,000	20,500	23,000	25,500	28,000	30,150	31,650

Single or Married Filing Separately

Higher Paying Job Annual Taxable Wage & Salary	Lower Paying Job Annual Taxable Wage & Salary											
	\$0 - 9,999	\$10,000 - 19,999	\$20,000 - 29,999	\$30,000 - 39,999	\$40,000 - 49,999	\$50,000 - 59,999	\$60,000 - 69,999	\$70,000 - 79,999	\$80,000 - 89,999	\$90,000 - 99,999	\$100,000 - 109,999	\$110,000 - 120,000
\$0 - 9,999	\$460	\$940	\$1,020	\$1,020	\$1,470	\$1,870	\$1,870	\$1,870	\$1,870	\$2,040	\$2,040	\$2,040
\$10,000 - 19,999	940	1,530	1,610	2,060	3,060	3,460	3,460	3,460	3,640	3,830	3,830	3,830
\$20,000 - 29,999	1,020	1,610	2,130	3,130	4,130	4,540	4,540	4,720	4,920	5,110	5,110	5,110
\$30,000 - 39,999	1,020	2,060	3,130	4,130	5,130	5,540	5,720	5,920	6,120	6,310	6,310	6,310
\$40,000 - 59,999	1,870	3,460	4,540	5,540	6,690	7,290	7,490	7,690	7,890	8,080	8,080	8,080
\$60,000 - 79,999	1,870	3,460	4,690	5,890	7,090	7,690	7,890	8,090	8,290	8,480	9,260	10,060
\$80,000 - 99,999	2,020	3,810	5,090	6,290	7,490	8,090	8,290	8,490	9,470	10,460	11,260	12,060
\$100,000 - 124,999	2,040	3,830	5,110	6,310	7,510	8,430	9,430	10,430	11,430	12,420	13,520	14,620
\$125,000 - 149,999	2,040	3,830	5,110	7,030	9,030	10,430	11,430	12,580	13,880	15,170	16,270	17,370
\$150,000 - 174,999	2,360	4,950	7,030	9,030	11,030	12,730	14,030	15,330	16,630	17,920	19,020	20,120
\$175,000 - 199,999	2,720	5,310	7,540	9,840	12,140	13,840	15,140	16,440	17,740	19,030	20,130	21,230
\$200,000 - 249,999	2,970	5,860	8,240	10,540	12,840	14,540	15,840	17,140	18,440	19,730	20,830	21,930
\$250,000 - 399,999	2,970	5,860	8,240	10,540	12,840	14,540	15,840	17,140	18,440	19,730	20,830	21,930
\$400,000 - 449,999	2,970	5,860	8,240	10,540	12,840	14,540	15,840	17,140	18,450	19,940	21,240	22,540
\$450,000 and over	3,140	6,230	8,810	11,310	13,810	15,710	17,210	18,710	20,210	21,700	23,000	24,300

Head of Household

Higher Paying Job Annual Taxable Wage & Salary	Lower Paying Job Annual Taxable Wage & Salary											
	\$0 - 9,999	\$10,000 - 19,999	\$20,000 - 29,999	\$30,000 - 39,999	\$40,000 - 49,999	\$50,000 - 59,999	\$60,000 - 69,999	\$70,000 - 79,999	\$80,000 - 89,999	\$90,000 - 99,999	\$100,000 - 109,999	\$110,000 - 120,000
\$0 - 9,999	\$0	\$830	\$930	\$1,020	\$1,020	\$1,020	\$1,480	\$1,870	\$1,870	\$1,930	\$2,040	\$2,040
\$10,000 - 19,999	830	1,920	2,130	2,220	2,220	2,680	3,680	4,070	4,130	4,330	4,440	4,440
\$20,000 - 29,999	930	2,130	2,350	2,430	2,900	3,900	4,900	5,340	5,540	5,740	5,850	5,850
\$30,000 - 39,999	1,020	2,220	2,430	2,980	3,980	4,980	6,040	6,630	6,830	7,030	7,140	7,140
\$40,000 - 59,999	1,020	2,530	3,750	4,830	5,860	7,060	8,260	8,850	9,050	9,250	9,360	9,360
\$60,000 - 79,999	1,870	4,070	5,310	6,600	7,800	9,000	10,200	10,780	10,980	11,180	11,580	12,380
\$80,000 - 99,999	1,900	4,300	5,710	7,000	8,200	9,400	10,600	11,180	11,670	12,670	13,580	14,380
\$100,000 - 124,999	2,040	4,440	5,850	7,140	8,340	9,540	11,360	12,750	13,750	14,750	15,770	16,870
\$125,000 - 149,999	2,040	4,440	5,850	7,360	9,360	11,360	13,360	14,750	16,010	17,310	18,520	19,620
\$150,000 - 174,999	2,040	5,060	7,280	9,360	11,360	13,480	15,780	17,460	18,760	20,060	21,270	22,370
\$175,000 - 199,999	2,720	5,920	8,130	10,480	12,780	15,080	17,380	19,070	20,370	21,670	22,880	23,980
\$200,000 - 249,999	2,970	6,470	8,990	11,370	13,670	15,970	18,270	19,960	21,260	22,560	23,770	24,870
\$250,000 - 349,999	2,970	6,470	8,990	11,370	13,670	15,970	18,270	19,960	21,260	22,560	23,770	24,870
\$350,000 - 449,999	2,970	6,470	8,990	11,370	13,670	15,970	18,270	19,960	21,260	22,560	23,900	25,200
\$450,000 and over	3,140	6,840	9,560	12,140	14,640	17,140	19,640	21,530	23,030	24,530	25,940	27,240

Notice to Employee

1. For state purposes, an individual may claim only natural dependency exemptions. This includes the taxpayer, spouse and each dependent. Dependents are the same as defined in the Internal Revenue Code and as claimed in the taxpayer's federal income tax return for the taxable year for which the taxpayer would have been permitted to claim had the taxpayer filed such a return.

2. You may file a new certificate at any time if the number of your exemptions **increases**.

You must file a new certificate within 10 days if the number of exemptions previously claimed by you **decreases** because:


- (a) Your spouse for whom you have been claiming exemption is divorced or legally separated, or claims her (or his) own exemption on a separate certificate.
- (b) The support of a dependent for whom you claimed exemption is taken over by someone else.
- (c) You find that a dependent for whom you claimed exemption must be dropped for federal purposes.

The death of a spouse or a dependent does not affect your withholding until the next year but requires the filing of a new certificate. If possible, file a new certificate by Dec. 1st of the year in which the death occurs.

For further information, consult the Ohio Department of Taxation, Personal and School District Income Tax Division, or your employer.

3. If you expect to owe more Ohio income tax than will be withheld, you may claim a smaller number of exemptions; or under an agreement with your employer, you may have an additional amount withheld each pay period.

4. A married couple with both spouses working and filing a joint return will, in many cases, be required to file an individual estimated income tax form IT 1040ES even though Ohio income tax is being withheld from their wages. This result may occur because the tax on their combined income will be greater than the sum of the taxes withheld from the husband's wages and the wife's wages. This requirement to file an individual estimated income tax form IT 1040ES may also apply to an individual who has two jobs, both of which are subject to withholding. In lieu of filing the individual estimated income tax form IT 1040ES, the individual may provide for additional withholding with his employer by using line 5.

 please detach here



Employee's Withholding Exemption Certificate

Print full name _____ Social Security number _____

Home address and ZIP code _____

Public school district of residence _____ School district no. _____
(See *The Finder* at tax.ohio.gov.)

- 1. Personal exemption for yourself, enter "1" if claimed _____
- 2. If married, personal exemption for your spouse if not separately claimed (enter "1" if claimed) _____
- 3. Exemptions for dependents _____
- 4. Add the exemptions that you have claimed above and enter total _____
- 5. Additional withholding per pay period under agreement with employer _____ \$ _____

Under the penalties of perjury, I certify that the number of exemptions claimed on this certificate does not exceed the number to which I am entitled.

Signature _____ Date _____

MEMBERSHIP RECORD

SCHOOL EMPLOYEES RETIREMENT SYSTEM

300 E. BROAD ST., STE 100, COLUMBUS, OHIO 43215-3746 (614) 222-5853

PART A - TO BE COMPLETED BY MEMBER

SOCIAL SECURITY NUMBER _____

LAST NAME _____ FIRST _____ MIDDLE _____ MAIDEN _____

PERMANENT MAILING ADDRESS _____ STREET _____ CITY _____ STATE _____ ZIP _____

DATE OF BIRTH _____ MONTH _____ DAY _____ YEAR _____ E-MAIL ADDRESS _____

PHONE NUMBER (____) _____ SINGLE MARRIED DIVORCED WIDOWED

MALE FEMALE

FAMILY DATA

SPOUSE LAST NAME _____ FIRST _____ MIDDLE OR MAIDEN _____ DATE OF BIRTH _____
 MONTH/DAY/YEAR

CHILDREN _____

FATHER _____

MOTHER _____

JOB CLASSIFICATION

Mark one box only:

Administrative Educational Aide Supplemental (Coach, Advisor, Etc.)

Clerical/Secretarial Food Service School Board Member

Custodial/Maintenance Transportation Other

MEMBERSHIP IN OTHER OHIO SYSTEM

For all of the following, check "yes" or "no" if you ever were a member of or received benefits from:

	MEMBER		BENEFIT	
	YES	NO	YES	NO
State Teachers Retirement System	<input type="checkbox"/>	<input type="checkbox"/>	<input type="checkbox"/>	<input type="checkbox"/>
Public Employees Retirement System	<input type="checkbox"/>	<input type="checkbox"/>	<input type="checkbox"/>	<input type="checkbox"/>
School Employees Retirement System	<input type="checkbox"/>	<input type="checkbox"/>	<input type="checkbox"/>	<input type="checkbox"/>
Police & Firemen's Disability & Pension Fund	<input type="checkbox"/>	<input type="checkbox"/>	<input type="checkbox"/>	<input type="checkbox"/>
State Highway Patrol Retirement System	<input type="checkbox"/>	<input type="checkbox"/>	<input type="checkbox"/>	<input type="checkbox"/>
Cincinnati Municipal Retirement System	<input type="checkbox"/>	<input type="checkbox"/>	<input type="checkbox"/>	<input type="checkbox"/>

MEMBER CERTIFICATION

CURRENT DATE OF SERVICE THIS SCHOOL YEAR (July 1 - June 30) _____

I hereby certify the information given hereon to be true to the best of my knowledge.

SIGNATURE _____ DO NOT PRINT _____ DATE _____

PART B - TO BE COMPLETED BY EMPLOYER

SCHOOL DISTRICT _____ COUNTY _____ COUNTY _____ DISTRICT NO. _____

I hereby certify that I have verified the employee's social security number, the job title, and the first date of service for the current employment.

TREASURER'S SIGNATURE _____



MERCER COUNTY EDUCATIONAL SERVICE CENTER

441 EAST MARKET STREET
CELINA, OHIO 45822
OFFICE: (419) 586-6628 FAX: (419) 586-3377

SUBSTITUTE INFORMATION FOR DIRECT DEPOSIT

Employee Name _____

Social Security Number _____ E-Mail Address _____

Please identify one primary account

***** A CANCELLED CHECK AND E-MAIL ADDRESS ARE REQUIRED*****

(All information is confidential)

Primary Account

Bank Name: _____

Bank Routing Number: _____

Bank Account Number: _____

Type of Account: _____ Checking _____ Savings

Signature: _____

FOR OFFICE USE ONLY

Date Received _____

Date _____

Comments: _____